

DEEP CLEANING AND BIOFILM REMOVAL

F919^{SC}

DEEP CLEANING AND BIOFILM REMOVAL

PRECAUTIONS

As the product is a degreaser it is recommended that the user wears rubber gloves or where the skin comes into contact with the solution to wash off with soap and water and apply a moisturizing hand cream after use.

WARNINGS

Handle concentrate with care;
Wash splashes from eyes immediately, seek medical advice if necessary
If swallowed, do not induce vomiting. Give milk or water to drink, seek medical advice if necessary
Wash off skin with soap and water
For external use only
Do not mix with other chemicals
Store container closed and out of reach of children and animals

NON-IRRITATING and NON-CORROSIVE at recommended dilutions
FREE RINSING

IDENTIFICATION

A light honey colored liquid with a slight natural odor

PRESENTATION

HPE bottles of 1 and 5 Liters

STORAGE INSTRUCTIONS

Store below 30°C in dry conditions

REGISTRATION HOLDER

Health and Hygiene (Pty) Ltd
PO Box 906, Florida Hills, 1716, South Africa

MANUFACTURED BY

Health and Hygiene (Pty) Ltd in accordance with GMP (Good Manufacturing Practice) license reference M-7586 issued by APVMA (Australian Pesticides and Veterinary Medicines Authority).



FIO[®]

PRODUCTS

Manufacturer of FIO Products:
Health and Hygiene (Pty) Ltd
P.O. Box 906, Florida Hills, 1716, South Africa
Tel: +27 11 474 1668 • Fax: +27 11 474 1670
www.healthandhygiene.co.za • www.fioproducts.co.za

F919 SC

BioFilm Remover and Heavy Duty Degreaser



PROPRIETARY NAME AND SIZES

F919SC BioFilm Remover and Heavy Duty Degreaser
(liquid, dilute as directed, in 5L, 1L)

REGISTRATION NO

SABS 1828

COMPOSITION

An alkaline blend of surfactants plus sequesterants and detergents buffered for optimal activity

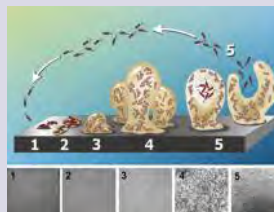
INDICATIONS

A Biofilm remover and heavy duty cleanser with an emulsifying action for removing heavy soiling, protein, fats, natural oil deposits and biofilm from hard surfaces and equipment safely. Regular use will also prevent the formation of biofilm.

WHAT IS A BIOFILM?

Biofilms are simple to complex microbial ecosystems on surfaces. The ecosystems can consist of bacteria, fungi and/or yeasts that “communicate” with each other in various ways and form a framework/matrix that prevents the effective action of simple disinfectants / antimicrobials.

FORMATION OF A BIOFILM



The 5 classic stages of biofilm formation; from initial colonization of surfaces by planctonic bacteria (1-3) to growth into mushroom shaped “adolescent” microcolonies (4) to “seeding” via the aqueous medium from mature microcolonies to establish secondary foci (5).

The formation of bacterial biofilms begins with the adhesion of a few bacterial cells to a surface. (It is therefore critical to select effective biocidal disinfectants and to make use of effective methods of disinfection e.g. fogging to access difficult to reach areas.)

MECHANISM OF ACTION

F919SC is effective in removing biofilms from hard surfaces and the insides of pipelines and tubing because the mechanism of action is not reliant upon a mechanical brushing/scrubbing action, but interacts chemically with the organic film to release it from the surface and take it up into suspension where it can be washed away. The clean surface can then be effectively disinfected.

APPLICATIONS

All surfaces in medical and veterinary facilities, pack houses and production facilities
Animal Housing
CIP lines and tubing e.g. ET Tubes, anaesthetic tubes
Drains and pipelines
Equipment e.g. buckets, troughs
Tack e.g. bridles and halters

DOSAGE AND DIRECTIONS FOR USE

Clear away debris and wash surface down with preferably hot water.
Immediately apply F919SC at a concentration of;

40 ml in 10 L clean water for lightly soiled surfaces
100 ml in 10 L clean water for biofilms, oils and light fat deposits
200 ml in 10 L clean water for resistant biofilms and heavy fat deposits

After a contact time of 5 – 10 minutes, but before the surface dries, vigorously brush off or use a HP Washer to clear the surface.

On vertical surfaces and those with heavy grease deposits it may be necessary to repeat the process to remove all deposits.

Replace cap after use.



Health and Hygiene





Health and Hygiene

F919SC BIOFILM REMOVER AND HEAVY DUTY DEGREASER



BEFORE

AFTER



CLEANING
buffered for...
NON-IRRITATING NON-CORROSIVE
Store below 30°C in dry conditions
Registration Holder:
Health and Hygiene (Pty) Ltd, Reg. No. 94/00853/07, PO Box 828, Ficksburg
South Africa. Tel (011) 474-1688 Fax: (011) 474-1870
www.healthandhygiene.co.za, e-mail: info@healthandhygiene.co.za







